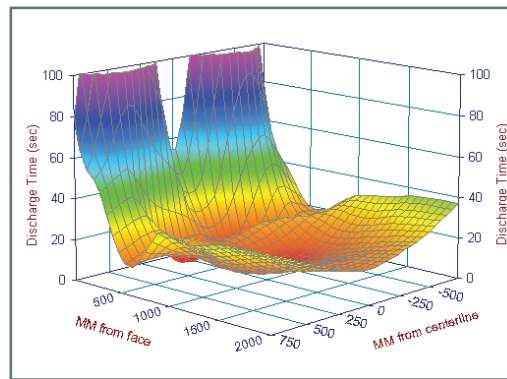




TurboBlower

MODEL 6480T

The TurboBlower was developed to address the ionization protection requirements of both the Electronic Manufacturing Services industry and the module assembly and test processes found in the Flat Panel Display (FPD) industry. The light weight of the blower allows overhead mounting configurations, resulting in greater ion coverage and the greatest possible zone of protection.






**Large Ionization Footprint
Topographical Representation**

Features and Benefits

- Large ionization footprint designed specifically for wide area work stations
- Unique emitter wire technology
- Built-in heater
- Mounting flexibility
- Provides the maximum coverage area of any commercially available ionizing blower
- Industry-first, patent-pending technology emits more ions than conventional points
- Provides comfortable working environment for operators, ensuring continuous operation
- Can be mounted either horizontally or overhead



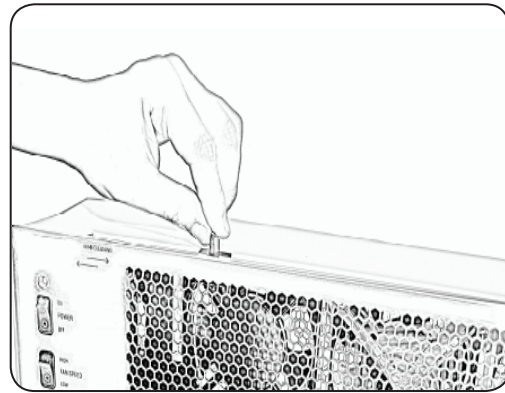
Specifications

TurboBlower Model 6480T	
Input voltage	120 VAC (±10%), 60 Hz 230 VAC (±10%), 50 Hz
Input current	120 VAC version: 1.0A, 90W max.; 3.5A, 440W max with heater on 230 VAC version: 0.6A, 100W max.; 2.0A, 460W max with heater on (All measurements taken with high fan speed)
Output voltage	17.5 kV, peak to peak maximum
Output current	45 uA
Coverage area	Minimum 90 x 125 cm (36 x 48 in.) area with discharge time of under 10 seconds
Discharge time	1 second at 30 cm (1 ft) centerline and under 2.5 seconds at 30 cm (1 foot) corners, typical, 120 VAC model. (230 VAC model slightly longer) (Tested in accordance with ANSI/ESD STM3.1-2000)
Balance	±20V maximum
Audible noise	High fan speed: 66 dBA, typical Low fan speed: 58 dB, typical Measurements taken 1 meter (3.3 feet) from fan
Ion emission	High voltage AC, 50/60 Hz, self-balancing (patent pending)
Emitter wire	Patent-pending filament-type ionizing electrode wires
Operating temperature	4–32°C (40–90°F)
Heated air temperature	4°C (8°F) temperature rise from regular; measured at 30 cm (12 in.) in front of unit
Humidity	30-70% RH, non-condensing
Ozone	<0.050 ppm (24-hour accumulation)
Controls	<ul style="list-style-type: none"> • Power on/off switch • Fan high/low switch • Heater on/off switch • Emitter wire cleaner handle
Indicators	<ul style="list-style-type: none"> • Power on green light • Status indicator green light
Air volume	345 cfm total (three fans at 115 cfm), typical
Chassis material	Powder-coated steel chassis and stand; nickel plated front grill, plastic bottom
Cleanroom class	ISO Class 4 or better
Mounting	Tilt-adjustable stand 12.7 cm (5 inches)
Dimensions	Without stand: 17.6H x 14.3W x 62.5L cm (6.9H x 5.6W x 24.6L inches) With stand: 19.5H x 15.5W x 67L cm (7.7H x 6.1W x 26.4L in.)
Weight	6.4 kg (14.3 lb)
Warranty	Two-year limited warranty
Certifications	  


Low Maintenance

The TurboBlower features a patent-pending balancing technology, meaning the TurboBlower never has to be calibrated and never needs balancing.

The only maintenance required for the TurboBlower is periodic cleaning of the emitter wires using the easy, built-in slide cleaner. The cleaner slides back and forth over the emitter wires, removing any debris and ensuring continuous ion output.



The emitter wire cleaner features a manual handle that slides a brush back and forth over the length of the emitter wire.



Typical performance for a 120 VAC unit
(Tested in accordance with ANSI/ESD STM3.1-2000)

Ordering Information

91-6480T-120	TurboBlower, 120V model
91-6480T-230	TurboBlower, 230V model
25-20660	US plug power cable, 2.5m (8.2 ft.)
25-20710	UK plug power cable, 2.5m (8.2 ft.)
25-20735	German-Schuko plug power cable, 2.5m (8.2 ft.)
25-20750	China plug power cable, 2.5m (8.2 ft.)



MKS, Ion Systems

1750 North Loop Road, Alameda, CA 94502
Tel: 510.217.0600 or 800.367.2452
Fax: 510.217.0484
info@ion.com, www.ion.com

DS-6480T - Ver. 2
© 2007 MKS Instruments, Inc.
All rights reserved.